



CAMINO REAL
REGIONAL MOBILITY
AUTHORITY

**CRRMA FINANCE
COMMITTEE MEETING
PRESENTATION**

**EL PASO BIKE SHARE
PROGRAM**

**SUNCYCLE Q3 – FY2020
PERFORMANCE REPORT**

**Robert Studer
June 24, 2020**

AGENDA



- COVID-19 Response
- Summary of Activity
- Program Highlights
- Time and Day usage
- Financial Update

SunCycle Performance Report

COVID-19 Response



- Upgraded cleaning cloths to a surface disinfectant used in hospitals that will be used on kiosks, docks, and handlebars
- SunCycle team wearing nitrile gloves while working in the field and when working on bikes in the shop
- Rebalancing bikes to move less frequently used bikes to higher traffic stations
- Reminding customers that they can checkout bikes through the app and avoid touching the kiosks altogether if they choose

SunCycle Performance Report

Summary of Activity



	FY2016	FY2017	FY2018	FY2019	FY20 Q1	FY20 Q2	FY20 Q3	ALL YEARS
Rides Taken	12,062	18,449	11,733	15,673	3,642	1,793	2,248	65,600
Total Rides (Minutes)	521,059	788,425	511,028	662,863	166,999	90,072	117,042	2,857,488
Total Rides (Miles)	63,156	95,522	60,497	74,145	18,621	9,251	11,594	332,786
Average Ride (Minutes)	43.20	42.74	43.55	42.29	45.85	50.24	52.06	45.71
Average Ride (Miles)	5.24	5.18	5.16	4.73	5.11	5.16	5.16	5.10
Carbon Offset (Pounds)	59,712	90,317	57,195	70,701	17,670	8,777	11,001	315,373
Calories Burned	2,514,378	3,802,829	2,408,375	2,963,577	742,745	368,976	462,403	13,263,283

SunCycle Performance Report

Program Highlights



- FY20 Q3 ridership declined from FY19 Q3 by 52% due to COVID-19
- March checkouts dipped in the middle of the month on coronavirus news before dropping dramatically following the stay home order
- April ridership was severely impacted before rebounding in May
- Evenings remain busy but late night trips decreased.
- More rides Monday through Friday and weekends are not as robust
- San Jacinto continues to be our busiest station, but residential stations performed strongly during Q3
- UTEP stations performing poorly with access to campus limited
- Customers continue to utilize the app; 11% of day passes were booked using the app compared to 4% during FY19 Q3

SunCycle Performance Report

3rd Quarter of 2020



Member Trip Activity Summary

El Paso B-cycle
2020-03-01 - 2020-05-31

User Type	Membership Type	Checkout Date	Bike Trips	User Count	Bikes Used
Casual	1 Day Pass (APP ONLY)		237	73	75
	1 Day Pass (Kiosk only)		1,767	655	145
	Semester Pass		209	3	63
			2,213	731	146
Member	30 Day Pass		9	3	7
	Annual Membership		26	6	14
			35	9	17
Total			2,248	739	146

User Type	Membership Type	GPSData	Checkout Date	Bike Trips	Total Duration	Avg Duration	Distance (miles)	Est Carbon Offset	Est Calories Burned
Casual	1 Day Pass (APP ONLY)			237	8,949	38	1,005	954	40,065
	1 Day Pass (Kiosk only)			1,767	100,972	57	10,003	9,491	399,045
	Semester Pass			209	6,385	31	484	459	19,204
				2,213	116,306	53	11,492	10,903	458,314
Member	30 Day Pass			9	241	27	30	28	1,177
	Annual Membership			26	495	19	73	69	2,912
				35	736	21	103	97	4,089
Total				2,248	117,042	52	11,594	11,001	462,403

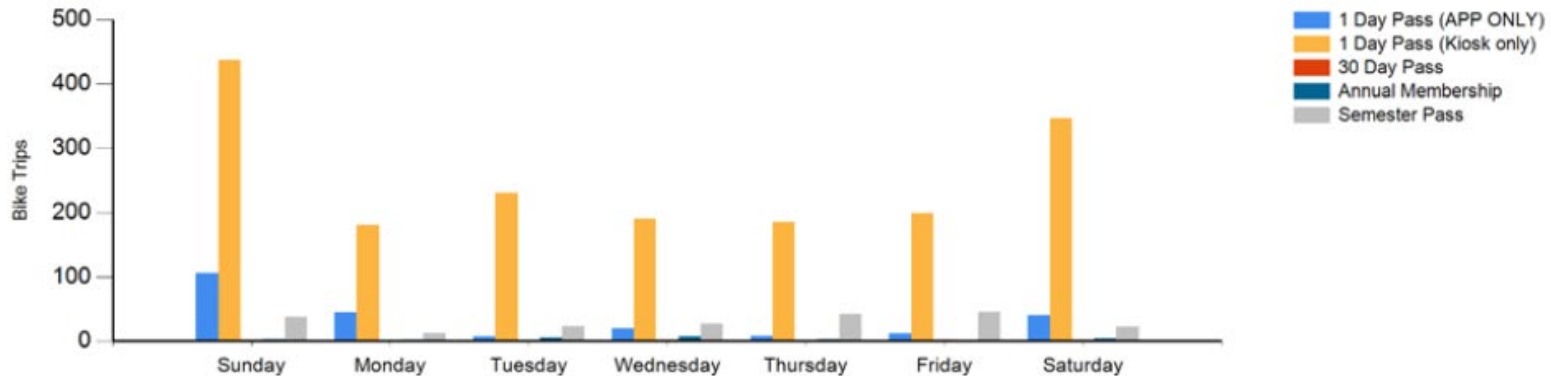
SunCycle Performance Report

3rd Quarter of 2020

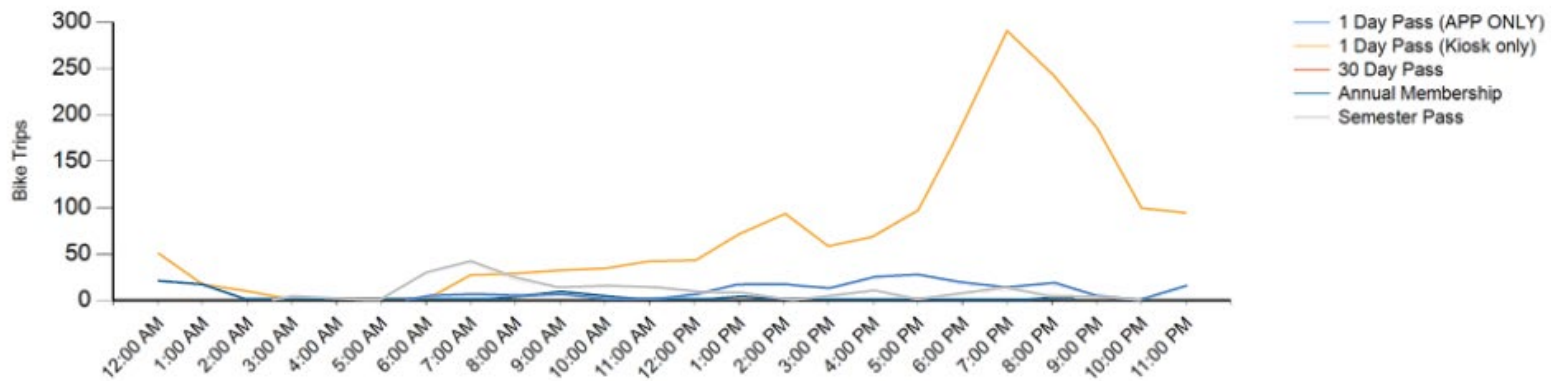
Member Trip Activity Summary

El Paso B-cycle
2020-03-01 - 2020-05-31

Trip Volume by Day of Week



Trip Volume by Hour of Day



SunCycle Performance Report

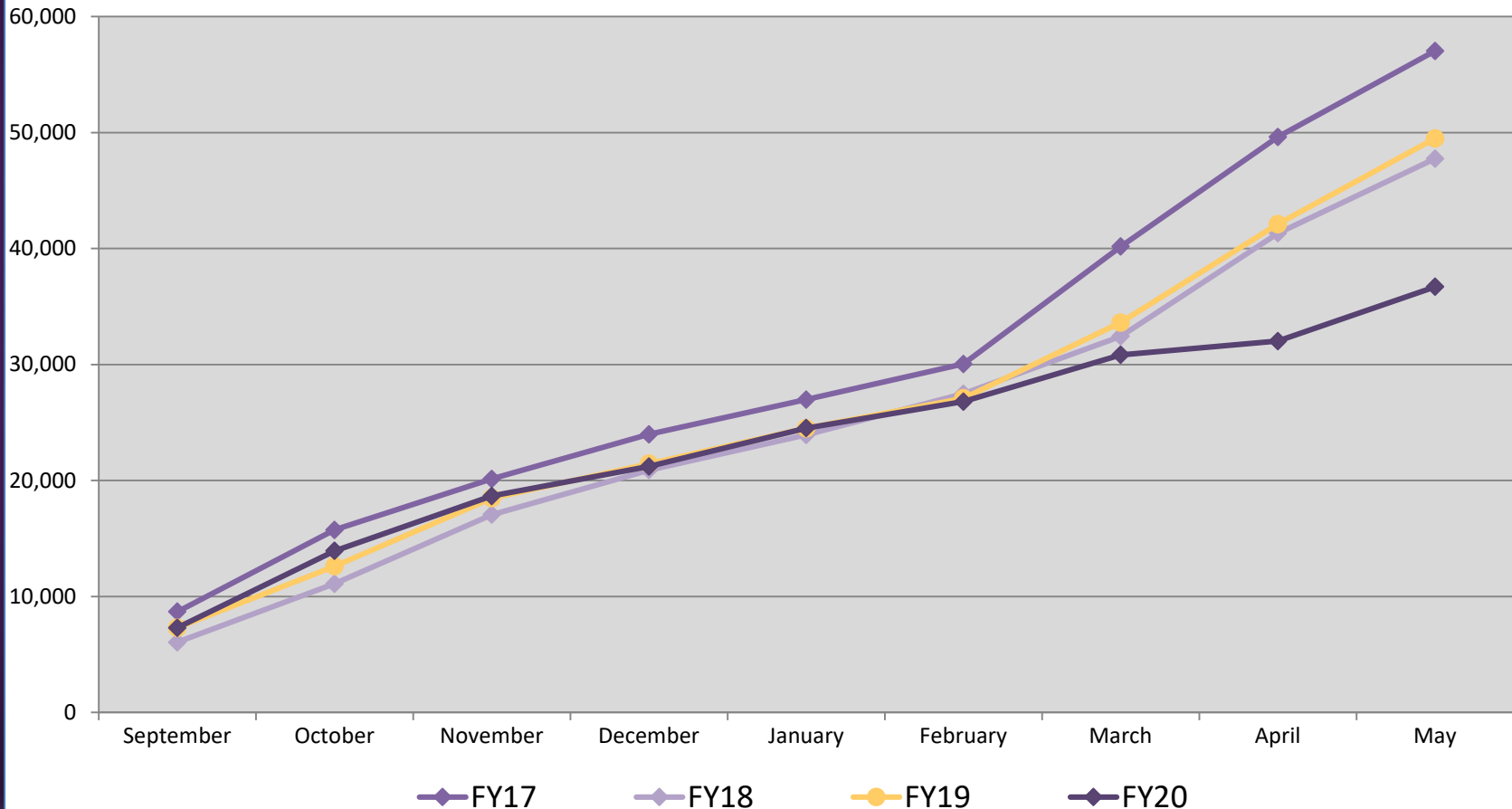
Financial Activity through FY20, Q3



	<u>Revenue</u>	<u>Expenses</u>
FY20 Q3	\$9,893	\$43,751
FY20 Year-to-date	\$36,703	\$142,430
Program Lifetime	\$1,729,762	\$1,558,442
Remaining Funds	\$171,340	

SunCycle Ridership Revenue

Bike Share Net Ridership Revenue



Questions?

Camino Real Regional Mobility Authority

801 Texas Avenue

El Paso, Texas 79901

(915) 212-1072

info@crrma.org

www.crrma.org

