

SUSAN A. MELENDEZ
CHAIR

JOE D. WARDY
VICE CHAIR

LES PARKER
TREASURER

JOE R. FERNANDEZ
SECRETARY



DAVID C. NEMIR
ALTERNATE SECRETARY

MARTHA Y. REYES
BOARD MEMBER

JAMES L. (JIM) SMITH
BOARD MEMBER

RAYMOND L. TELLES
EXECUTIVE DIRECTOR

TO: CRRMA Board of Directors
FROM: Raymond L. Telles, Executive Director
DATE: October 12, 2018
RE: El Paso Bike Share Program
SunCycle Performance Report – 4th Quarter of FY18

Board Members, Attached is the performance report for the CRRMA’s El Paso Bike Share Program – known locally as SunCycle. The report consists of this summary sheet, which includes information from opening through Q4 of FY18 (September 15, 2015 – August 31, 2018) and a system report for that fiscal quarter. The main highlights of the system report have been summarized in the following table:

	FY2016	FY2017	FY2018				ALL YEARS
			Q1	Q2	Q3	Q4	
Rides Taken	12,062	18,449	3,517	1,992	4,509	5,232	45,761
Total Rides (Minutes)	521,059	788,425	165,603	109,835	184,022	217,171	1,986,115
Total Rides (Miles)	63,156	95,522	17,987	10,385	22,645	27,467	237,162
Average Ride (Minutes)	43.76	43.62	47.00	55.00	41.00	42.00	44.54
Average Ride (Miles)	5.07	5.17	5.11	5.21	5.02	5.25	5.13
Carbon Offset (Pounds)	59,712	90,317	17,003	9,821	21,405	25,969	224,227
Calories Burned	2,514,378	3,802,829	715,966	413,478	901,312	1,093,585	9,441,548

Additional program activity and highlights for this fiscal quarter is provided below:

- Saturday remains the most active day, followed by Sunday; between 8:00 and 10:00pm remains the most popular time to ride
- San Jacinto remains the station with the most checkouts, followed by Pioneer Plaza, Ballpark West and Cleveland Square
- San Jacinto and Pioneer Plaza stations continue to see significant impacts by downtown events and major hotel renovations – as the most popular stations, these impacts have a disproportionate impact on the system

SUSAN A. MELENDEZ
CHAIR

JOE D. WARDY
VICE CHAIR

LES PARKER
TREASURER

JOE R. FERNANDEZ
SECRETARY



DAVID C. NEMIR
ALTERNATE SECRETARY

MARTHA Y. REYES
BOARD MEMBER

JAMES L. (JIM) SMITH
BOARD MEMBER

RAYMOND L. TELLES
EXECUTIVE DIRECTOR

As also requested by the Board, financial information on the SunCycle Program is provided in the following table:

Period	Grants & Revenues	Expenses	O&M Funds Remaining
Phase 1 - Capital	\$720,000.00	(\$387,674.32)	\$332,325.68
Phase 2 - Capital	\$584,000.00	(\$353,330.07)	\$562,995.61
FY16	\$57,823.88	(\$71,261.97)	\$549,557.52
FY17	\$89,198.34	(\$183,873.69)	\$454,882.17
FY18 - Q1	\$17,060.14	(\$46,386.54)	\$425,555.77
FY18 - Q2	\$10,422.03	(\$45,107.27)	\$390,870.53
FY18 - Q3	\$20,271.66	(\$45,490.14)	\$365,652.05
FY18 - Q4	\$28,630.11	(\$53,513.31)	\$340,768.85
TOTALS	\$1,527,406.16	(\$1,186,637.31)	\$340,768.85

NOTES:

- 1) Phase 1 and Phase 2 grants consisted of \$720,000 and \$584,000, respectively.
- 2) Startup Expenses included purchase and build-out of the bikes and stations, as well as the initial kickoff event.

Please review this material and let me know if you have any questions. A representative from the CRRMA's bike share operator team will be present during the agenda item to answer any operational questions that you may have. Lastly, please also let me know of any changes to format or content that you would like to see in future reports.

Member Trip Activity Summary

El Paso B-cycle
2018-06-01 - 2018-08-31

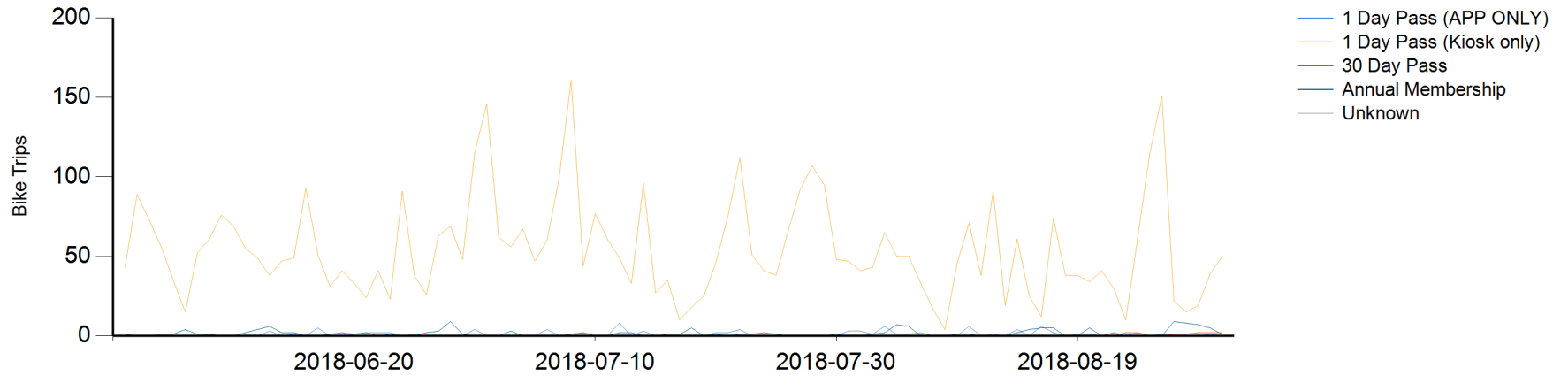
User Type	Membership Type	Checkout Date	Bike Trips	User Count	Bikes Used
Casual	1 Day Pass (APP ONLY)		89	54	49
	1 Day Pass (Kiosk only)		4,988	2,063	144
	Unknown		1	1	1
			5,078	2,118	144
Member	30 Day Pass		12	1	7
	Annual Membership		142	18	73
			154	19	74
Total			5,232	2,137	145

User Type	Membership Type	GPSData	Checkout Date	Bike Trips	Total Duration	Avg Duration	Distance (miles)	Est Carbon Offset	Est Calories Burned
Casual	Unknown			1	19	19	3	3	114
				1	19	19	3	3	114
Casual	1 Day Pass (APP ONLY)			89	5,628	63	535	507	21,330
	1 Day Pass (Kiosk only)			4,988	207,717	42	26,538	25,092	1,056,666
				5,077	213,345	42	27,074	25,598	1,077,996
Member	30 Day Pass			12	200	17	18	17	720
	Annual Membership			142	3,607	25	372	351	14,755
				154	3,807	25	391	368	15,475
Total				5,232	217,171	42	27,467	25,969	1,093,585

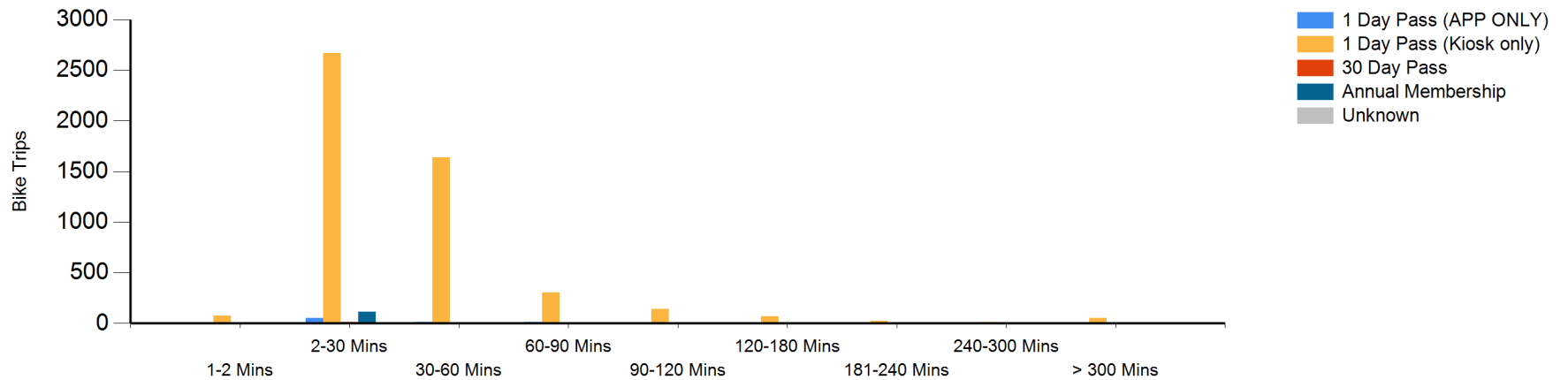
Member Trip Activity Summary

El Paso B-cycle
2018-06-01 - 2018-08-31

Trip Volume by Membership Type



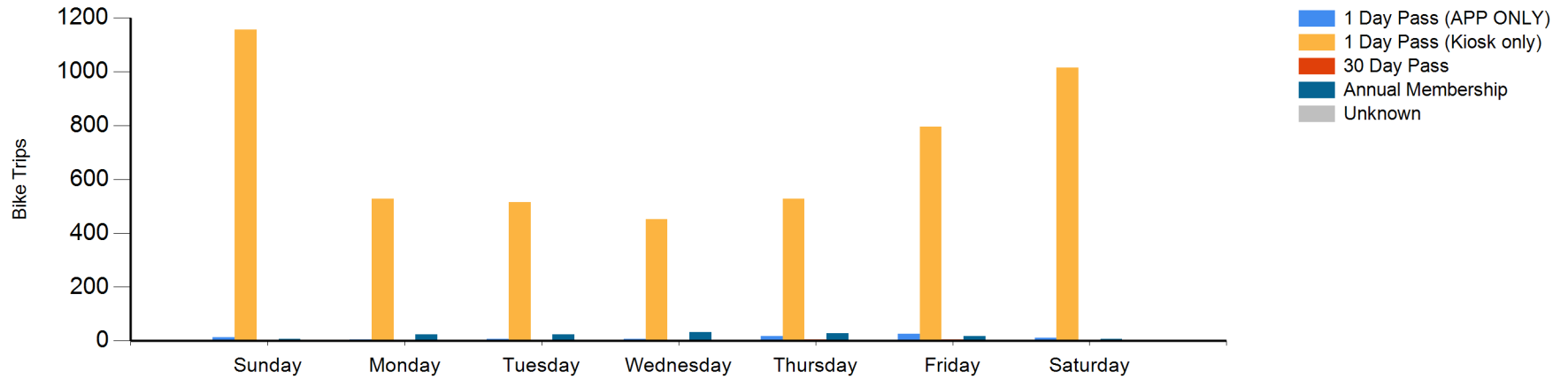
Trip Volume by Duration



Member Trip Activity Summary

El Paso B-cycle
2018-06-01 - 2018-08-31

Trip Volume by Day of Week



Trip Volume by Hour of Day

