



CAMINO REAL
REGIONAL MOBILITY
AUTHORITY

**CRRMA BOARD
PRESENTATION**

**EL PASO BIKE SHARE
PROGRAM**

**SUNCYCLE Q3 – FY2018
PERFORMANCE REPORT**

July 11, 2018

El Paso B cycle

ELPASO.BCYCLE.COM
(915) 212-2453

- STATION LOCATIONS**
- 1) City Hall
 - 2) Pioneer Plaza
 - 3) Cleveland Square Park
 - 4) Anthony Street
 - 5) Downtown Transfer Center
 - 6) EPCC
 - 7) University & Oregon
 - 8) UTEP Library
 - 9) Ballpark West Durango
 - 10) El Paso County Courthouse
 - 11) Mundy Park
 - 12) San Jacinto Plaza
 - 13) UTEP Academic Services Building
 - 14) UTEP Sun Bowl Drive North
 - 15) UTEP Sun Bowl Drive South
- Medical**
- Education**
- Park**
- Civic Site**

Mobile App



Download the free "B-cycle Now" app for:

- Bike and dock availability
- Station locations
- Recommended routes between stations
- For iPhone & Android



SunCycle Performance Report

Summary of Activity



	FY2016	FY2017	FY2018			ALL YEARS
			Q1	Q2	Q3	
Rides Taken	12,062	18,449	3,517	1,992	4,509	40,529
Total Rides (Minutes)	521,059	788,425	165,603	109,835	184,022	1,768,944
Total Rides (Miles)	63,156	95,522	17,987	10,385	22,645	209,695
Average Ride (Minutes)	43.76	43.62	47.00	55.00	41.00	45.01
Average Ride (Miles)	5.07	5.17	5.11	5.21	5.02	5.12
Carbon Offset (Pounds)	59,712	90,317	17,003	9,821	21,405	198,258
Calories Burned	2,514,378	3,802,829	715,966	413,478	901,312	8,347,963

SunCycle Performance Report

Program Highlights



- Saturday remains the most active day, followed by Sunday; peak rental period for this period was 8:00pm
- San Jacinto remains the station with the most checkouts, followed by Pioneer Plaza, Cleveland Square and Ballpark West (which replaced Anthony Street)
- San Jacinto and Pioneer Plaza continue to see significant impacts from major downtown reconstruction activities and events
- Top 2 most common routes in this quarter remain roundtrips (San Jacinto and Pioneer Plaza) while the 3rd route became San Jacinto to Pioneer
- Q3 included extensive outreach activities, including group rides (Mountain West/Montessori/UTEP, MCAD mural tour in Segundo Barrio and UTEP's College of Engineering student ride)

SunCycle Performance Report

3rd Quarter of 2018



Member Trip Activity Summary

El Paso B-cycle
2018-03-01 - 2018-05-31

Has RFID	Membership Type	Checkout Date	Bike Trips	User Count	Bikes Used
No	1 Day Pass (APP ONLY)		85	50	55
	1 Day Pass (Kiosk only)		4,234	1,698	133
			4,319	1,748	133
Yes	Annual Membership		190	12	81
			190	12	81
Total			4,509	1,759	133

Has RFID	Membership Type	GPSData	Checkout Date	Bike Trips	Total Duration	Avg Duration	Distance (miles)	Est Carbon Offset	Est Calories Burned
No	1 Day Pass (APP ONLY)			85	4,809	57	476	451	18,974
	1 Day Pass (Kiosk only)			4,234	173,633	41	21,749	20,560	865,722
				4,319	178,442	41	22,225	21,011	884,696
Yes	Annual Membership			190	5,580	29	420	394	16,616
				190	5,580	29	420	394	16,616
Total				4,509	184,022	41	22,645	21,405	901,312

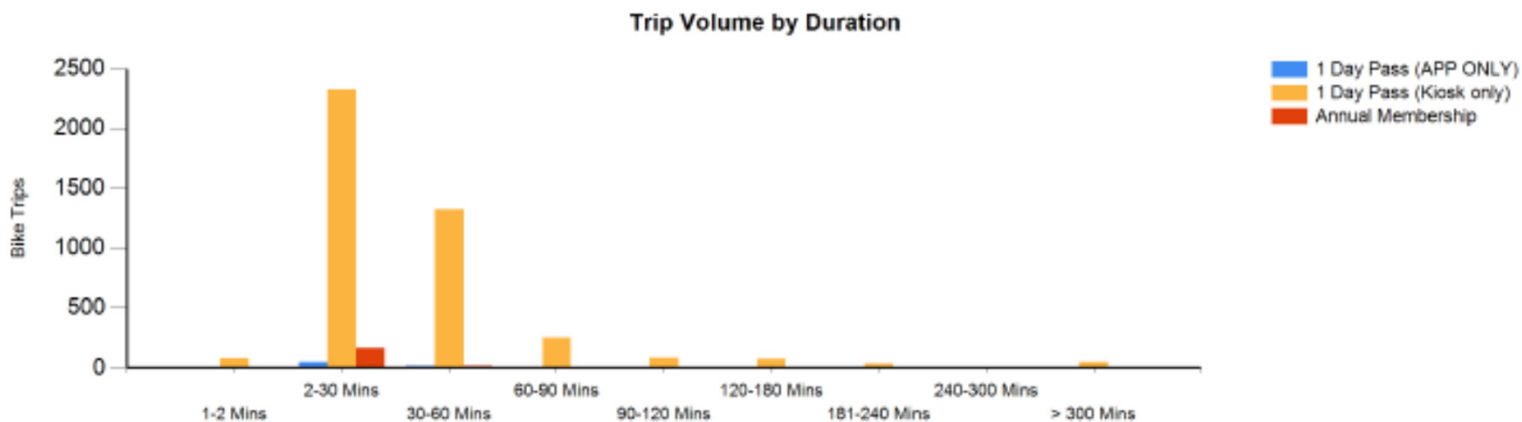
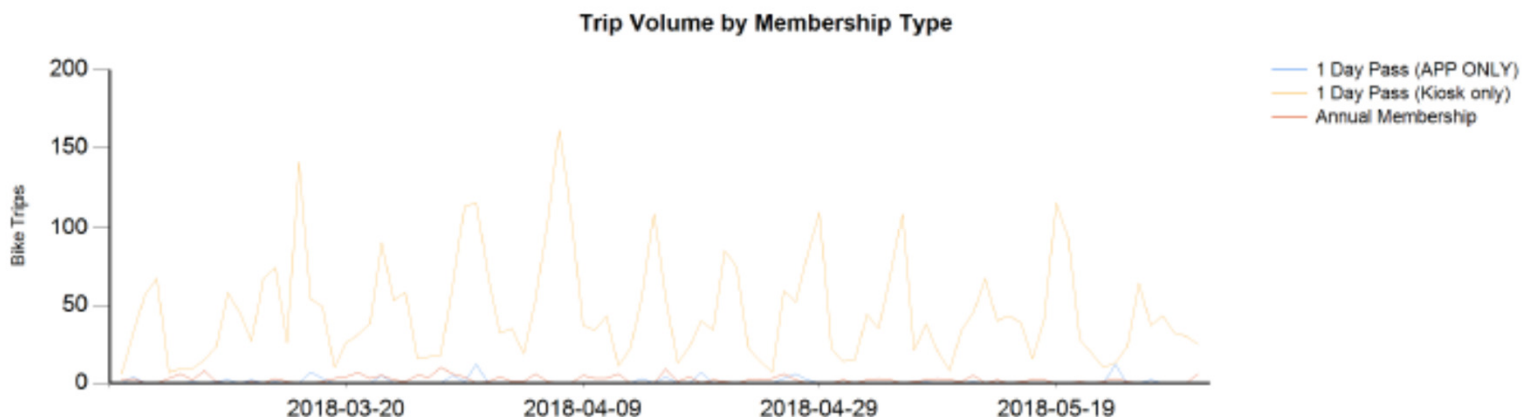
SunCycle Performance Report

3rd Quarter of 2018



Member Trip Activity Summary

El Paso B-cycle
2018-03-01 - 2018-05-31



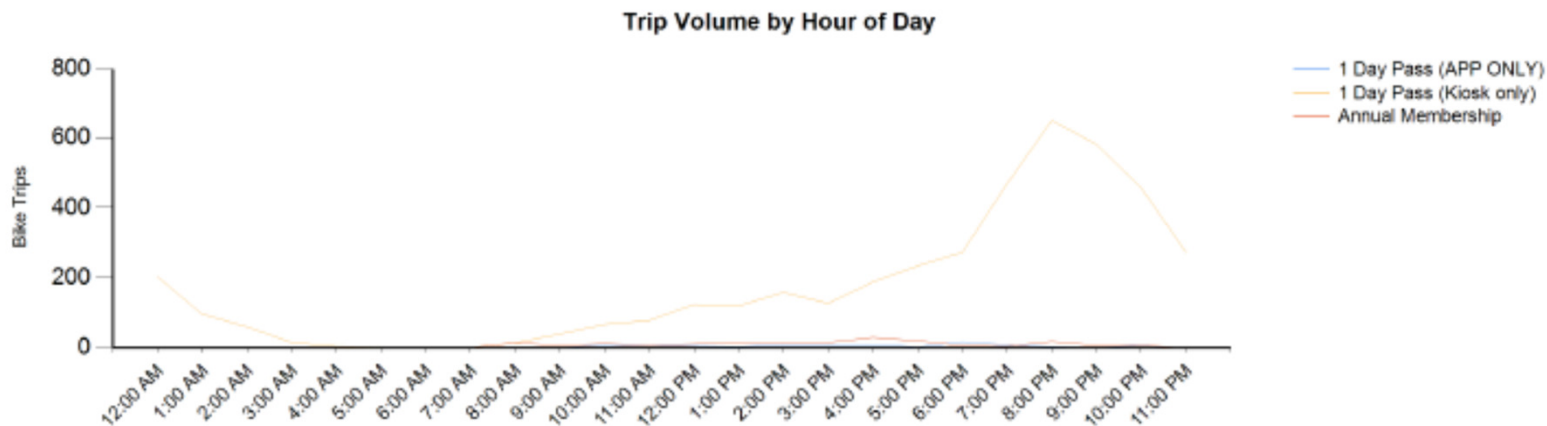
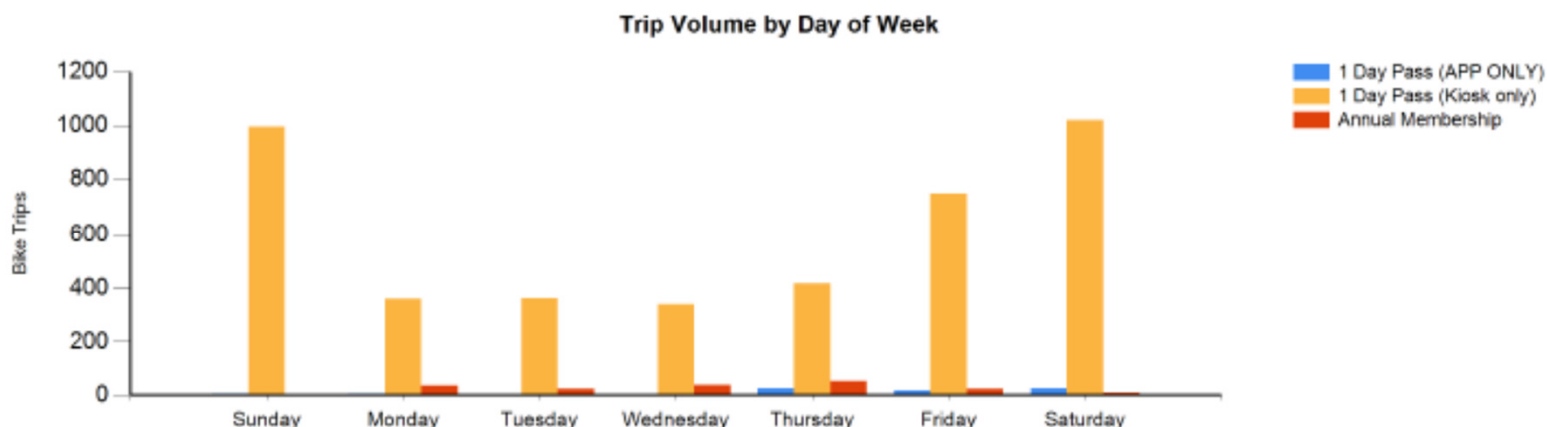
SunCycle Performance Report

3rd Quarter of 2018



Member Trip Activity Summary

El Paso B-cycle
2018-03-01 - 2018-05-31



SunCycle Performance Report

Financial Activity through FY18, Q3



Period	Grants & Revenues	Expenses	O&M Funds Remaining
Phase 1 - Capital	\$720,000.00	(\$387,674.32)	\$332,325.68
Phase 2 - Capital	\$584,000.00	(\$353,330.07)	\$562,995.61
FY16	\$57,823.88	(\$71,261.97)	\$549,557.52
FY17	\$89,198.34	(\$183,873.69)	\$454,882.17
FY18 - Q1	\$17,060.14	(\$46,386.54)	\$425,555.77
FY18 - Q2	\$10,422.03	(\$45,107.27)	\$390,870.53
FY18 - Q3	\$20,271.66	(\$45,490.14)	\$365,652.05
TOTALS	\$1,498,776.05	(\$1,133,124.00)	\$365,652.05

NOTES:

- 1) Phase 1 and Phase 2 grants consisted of \$720,000 and \$584,000, respectively.
- 2) Startup Expenses included purchase and build-out of the bikes and stations, as well as the initial kickoff event.

Questions?



Camino Real Regional Mobility Authority

801 Texas Avenue

El Paso, Texas 79901

(915) 212-1072

info@crrma.org

www.crrma.org

