

SUSAN A. MELENDEZ
CHAIR

JOE D. WARDY
VICE CHAIR

LES PARKER
TREASURER

JOE R. FERNANDEZ
SECRETARY



DAVID C. NEMIR
ALTERNATE SECRETARY

MARTHA Y. REYES
BOARD MEMBER

JAMES L. (JIM) SMITH
BOARD MEMBER

RAYMOND L. TELLES
EXECUTIVE DIRECTOR

TO: CRRMA Board of Directors
FROM: Raymond L. Telles, Executive Director
DATE: October 11, 2017
RE: El Paso Bike Share Program
SunCycle Performance Report – 4th Quarter of FY17

Board Members,

Attached is the performance report for the CRRMA's El Paso Bike Share Program – known locally as SunCycle. The report consists of this summary sheet, which includes information from opening through Q4 of FY17 (September 15, 2015 – August 31, 2017) and a system report for this fiscal quarter. The main highlights of the system report have been summarized in the following table:

	Fiscal Year 2016				Fiscal Year 2017				TOTALS
	Q1	Q2	Q3	Q4	Q1	Q2	Q3	Q4	
Rides Taken	1,543	853	2,488	7,178	4,046	2,102	5,517	6,784	30,511
Total Rides (Minutes)	59,244	40,723	115,124	305,968	177,924	98,210	243,993	268,298	1,309,484
Total Rides (Miles)	6,688	4,320	13,813	38,335	21,369	10,505	29,767	33,881	158,678
Average Ride (Minutes)	38.40	47.74	46.27	42.63	43.98	46.72	44.23	39.55	42.92
Average Ride (Miles)	4.33	5.06	5.55	5.34	5.28	5.00	5.40	4.99	5.20
Carbon Offset (Pounds)	6,315	4,082	13,063	36,252	20,208	9,935	28,152	32,022	150,029
Calories Burned	265,896	171,906	550,110	1,526,466	850,824	418,212	1,185,324	1,348,469	6,317,207

Additional program activity and highlights for Q4 and fiscal year 2017 is provided below:

- FY17 rides totaled 18,449, showing a sizable increase from the 12,062 rides of FY16.
- Saturday remains the most active day, followed by Sunday
- Weather was a factor in Q4: 38 rain events in July and August, 2017; 7 of the 9 Saturdays for this period had rain events
- San Jacinto remains the station with the most checkouts, followed by Pioneer Plaza, Cleveland Square and Ballpark West (which replaced Anthony Street)
- Rides in Q4 show a single peak period between 8:00-10:00pm; the prior quarter included a peak period between 8:00-9:00pm
- Top 2 most common routes in this quarter remain roundtrips (San Jacinto and Pioneer Plaza) while the 3rd route became Pioneer to San Jacinto Plaza (was Cleveland roundtrip)

SUSAN A. MELENDEZ
CHAIR

JOE D. WARDY
VICE CHAIR

LES PARKER
TREASURER

JOE R. FERNANDEZ
SECRETARY



DAVID C. NEMIR
ALTERNATE SECRETARY

MARTHA Y. REYES
BOARD MEMBER

JAMES L. (JIM) SMITH
BOARD MEMBER

RAYMOND L. TELLES
EXECUTIVE DIRECTOR

As also requested by the Board, financial information on the SunCycle Program is provided in the following table:

Period	Grants & Revenues	Expenses	O&M Funds Remaining
Phase 1 - Capital	\$720,000.00	(\$387,674.32)	\$332,325.68
Phase 2 - Capital	\$584,000.00	(\$353,330.07)	\$562,995.61
Q1	\$6,893.41	(\$16,367.54)	\$553,521.48
Q2	\$3,727.11	(\$15,720.29)	\$541,528.30
Q3	\$12,235.25	(\$16,092.69)	\$537,670.86
Q4	\$34,968.11	(\$23,081.45)	\$549,557.52
Q1	\$20,139.17	(\$48,177.27)	\$521,519.42
Q2	\$9,909.56	(\$45,968.65)	\$485,460.33
Q3	\$26,993.53	(\$45,525.94)	\$466,927.92
Q4	\$32,156.08	(\$44,201.83)	\$454,882.17
TOTALS	\$1,451,022.22	(\$996,140.05)	\$454,882.17

NOTES:

- 1) Phase 1 and Phase 2 grants consisted of \$720,000 and \$584,000, respectively.
- 2) Startup Expenses included purchase and build-out of the bikes and stations, as well as the initial kickoff event.

Please review this material and let me know if you have any questions. A representative from the CRRMA's bike share operator team will be present during the agenda item to answer any operational questions that you may have. Lastly, please also let me know of any changes to format or content that you would like to see in future reports.

Member Trip Activity Summary

El Paso B-cycle
2017-06-01 - 2017-08-31

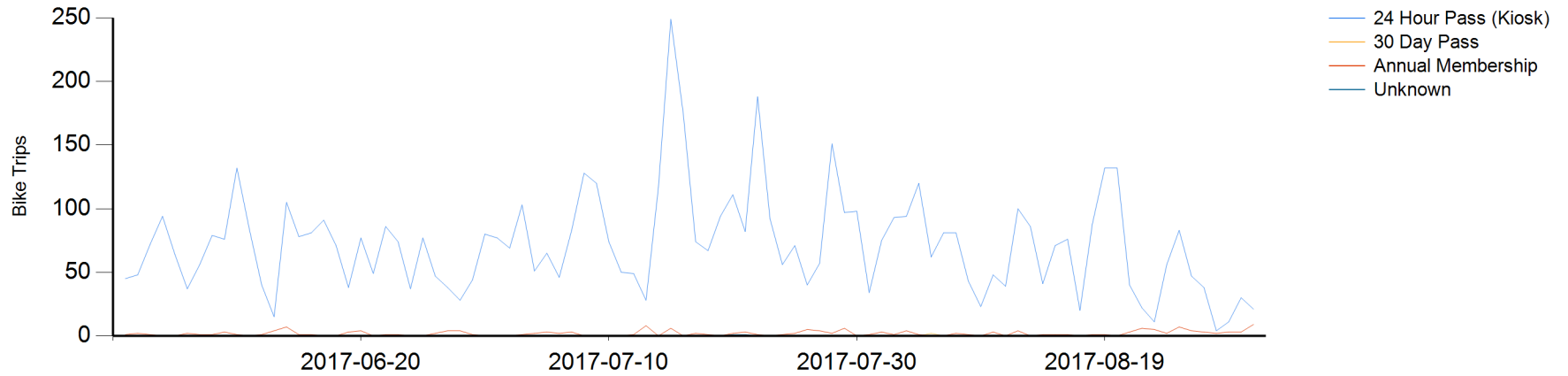
Has RFID	Membership Type	Checkout Date	Bike Trips	User Count	Bikes Used
No	24 Hour Pass (Kiosk)		6,607	2,334	140
	30 Day Pass		2	1	1
	Unknown		2	1	2
			6,611	2,336	140
Yes	Annual Membership		173	13	86
			173	13	86
Total			6,784	2,349	140

Has RFID	Membership Type	GPSData	Checkout Date	Bike Trips	Total Duration	Avg Duration	Distance (miles)	Est Carbon Offset	Est Calories Burned
No	Unknown			2	99	50	15	14	594
				2	99	50	15	14	594
No	24 Hour Pass (Kiosk)			6,607	265,078	40	33,527	31,690	1,334,502
	30 Day Pass			2	19	10	3	3	114
				6,609	265,097	40	33,530	31,693	1,334,616
Yes	Annual Membership			173	3,102	18	335	314	13,259
				173	3,102	18	335	314	13,259
Total				6,784	268,298	40	33,881	32,022	1,348,469

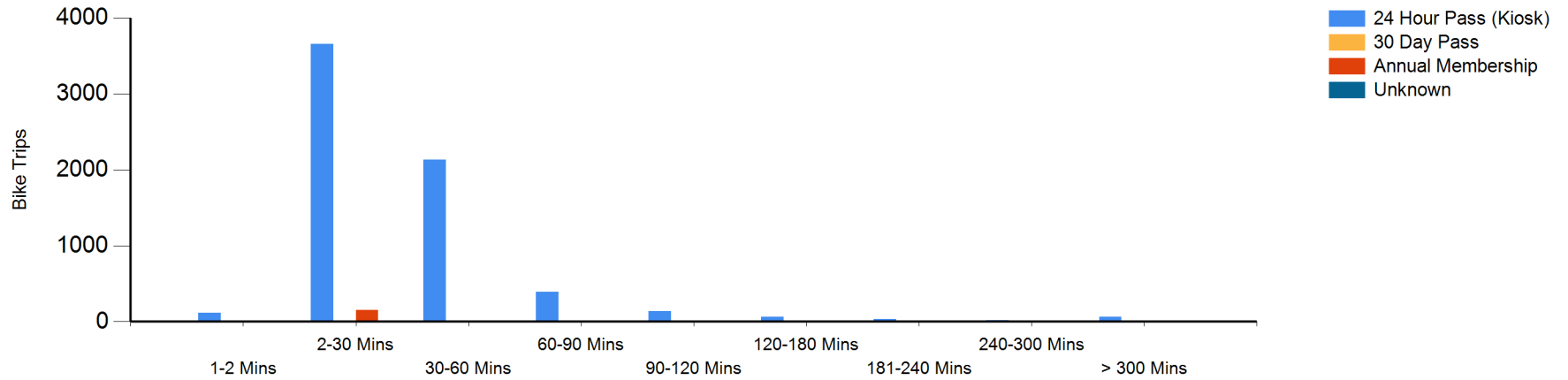
Member Trip Activity Summary

El Paso B-cycle
2017-06-01 - 2017-08-31

Trip Volume by Membership Type



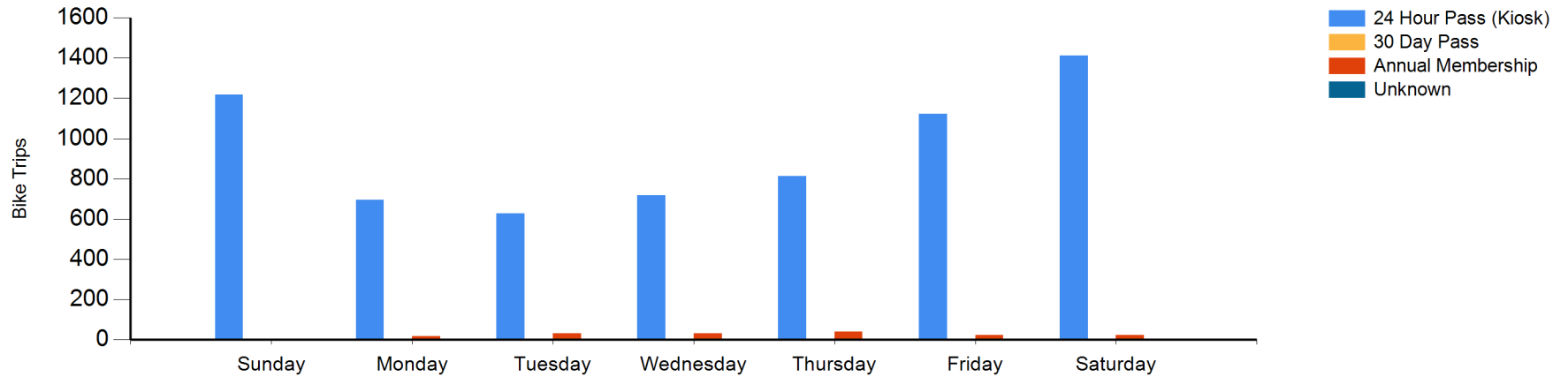
Trip Volume by Duration



Member Trip Activity Summary

El Paso B-cycle
2017-06-01 - 2017-08-31

Trip Volume by Day of Week



Trip Volume by Hour of Day

