

SUSAN A. MELENDEZ  
CHAIR

JOE D. WARDY  
VICE CHAIR

LES PARKER  
TREASURER

JOE R. FERNANDEZ  
SECRETARY



DAVID C. NEMIR  
MEMBER

YOLANDA GINER  
MEMBER

VACANT  
MEMBER

RAYMOND L. TELLES  
EXECUTIVE DIRECTOR

---

**TO: CRRMA Board of Directors**  
**FROM: Raymond L. Telles, Executive Director**  
**DATE: October 28, 2016**  
**RE: El Paso Bike Share Program**  
**SunCycle Performance Report – 4th Quarter of FY16**

---

Board Members,

Attached is the performance report for the CRRMA's El Paso Bike Share Program – known locally as SunCycle. The report consists of this summary sheet, which includes information from opening through Q4 of FY16 (September 15, 2015 – August 31, 2016) and a system report for Q4. The main highlights of the system report have been summarized in the following table:

Fiscal Year 2016	Q1	Q2	Q3	Q4	TOTALS
Rides Taken	1,543	853	2,488	7,178	12,062
Total Rides (Minutes)	59,244	40,723	115,124	305,968	521,059
Total Rides (Miles)	6,688	4,320	13,813	38,335	63,156
Average Ride (Minutes)	38.40	47.74	46.27	42.63	43.20
Average Ride (Miles)	4.33	5.06	5.55	5.34	5.24
Carbon Offset (Pounds)	6,315	4,082	13,063	36,252	59,712
Calories Burned	265,896	171,906	550,110	1,526,466	2,514,378

Additional program activity information of note:

- Pioneer Plaza remained as the station with the most checkouts (followed by Cleveland Square, San Jacinto and Anthony Street)
- Sunday remains the most active day, followed by Saturday
- Rides, during this quarter, peaked between 8:00pm and 10:00pm
- Top 5 most common routes in this quarter are all roundtrips: Pioneer Plaza, San Jacinto, Cleveland Square, UTEP Library and Anthony Street

**SUSAN A. MELENDEZ**  
CHAIR

**JOE D. WARDY**  
VICE CHAIR

**LES PARKER**  
TREASURER

**JOE R. FERNANDEZ**  
SECRETARY



**DAVID C. NEMIR**  
MEMBER

**YOLANDA GINER**  
MEMBER

**VACANT**  
MEMBER

**RAYMOND L. TELLES**  
EXECUTIVE DIRECTOR

As also requested by the Board, additional financial details are being provided in this and future quarterly reports:

Period	Grants & Revenues	Expenses	O&M Funds Remaining
Phase 1 - Capital	\$720,000.00	(\$387,674.32)	\$332,325.68
Phase 2 - Capital	\$584,000.00	(\$353,330.07)	\$562,995.61
Q1	\$6,893.41	(\$16,367.54)	\$553,521.48
Q2	\$3,727.11	(\$15,720.29)	\$541,528.30
Q3	\$12,235.25	(\$16,092.69)	\$537,670.86
Q4	\$34,968.11	(\$23,081.45)	\$549,557.52

**NOTES:**

- 1) Original and Phase 2 grants consisted of \$720,000 and \$584,000.
- 2) Startup Expenses included purchase and build-out of the bikes and stations, as well as the initial kickoff event.

Please review this attached material and let me know if you have any questions. A representative from the CRRMA's bike share operator team will be present during the agenda item to answer any operational questions that you may have. Lastly, please also let me know of any changes to format or content that you would like to see in future reports.

## Member Trip Activity Summary

El Paso B-cycle  
2016-06-01 - 2016-08-31

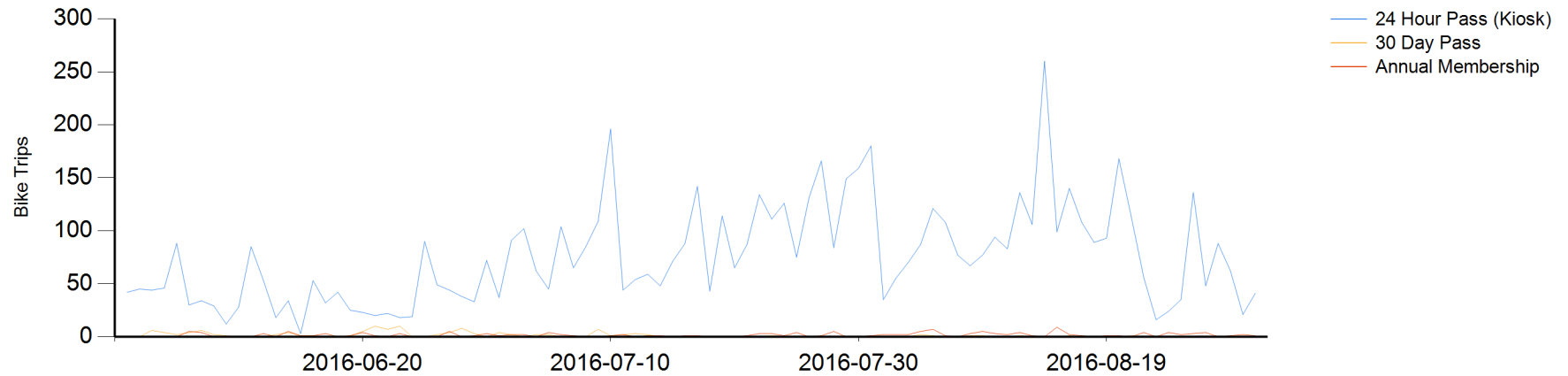
Has RFID	Membership Type	Checkout Date	Bike Trips	User Count	Bikes Used
No	24 Hour Pass (Kiosk)		6,910	2,484	109
	30 Day Pass		118	11	30
			7,028	2,495	109
Yes	Annual Membership		150	16	60
			150	16	60
Total			7,178	2,511	109

Has RFID	Membership Type	GPSTData	Checkout Date	Bike Trips	Total Duration	Avg Duration	Distance (miles)	Est Carbon Offset	Est Calories Burned
No	24 Hour Pass (Kiosk)			6,910	298,856	43	37,470	35,436	1,492,098
	30 Day Pass			118	3,493	30	431	407	17,130
				7,028	302,349	43	37,901	35,843	1,509,228
Yes	Annual Membership			150	3,619	24	435	409	17,238
				150	3,619	24	435	409	17,238
Total				7,178	305,968	43	38,335	36,252	1,526,466

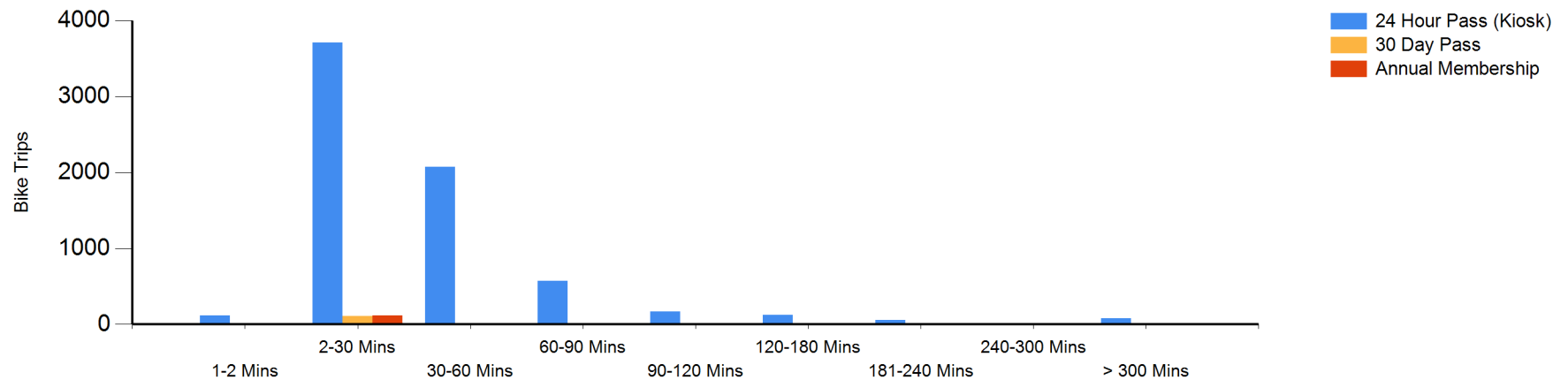
# Member Trip Activity Summary

El Paso B-cycle  
2016-06-01 - 2016-08-31

### Trip Volume by Membership Type



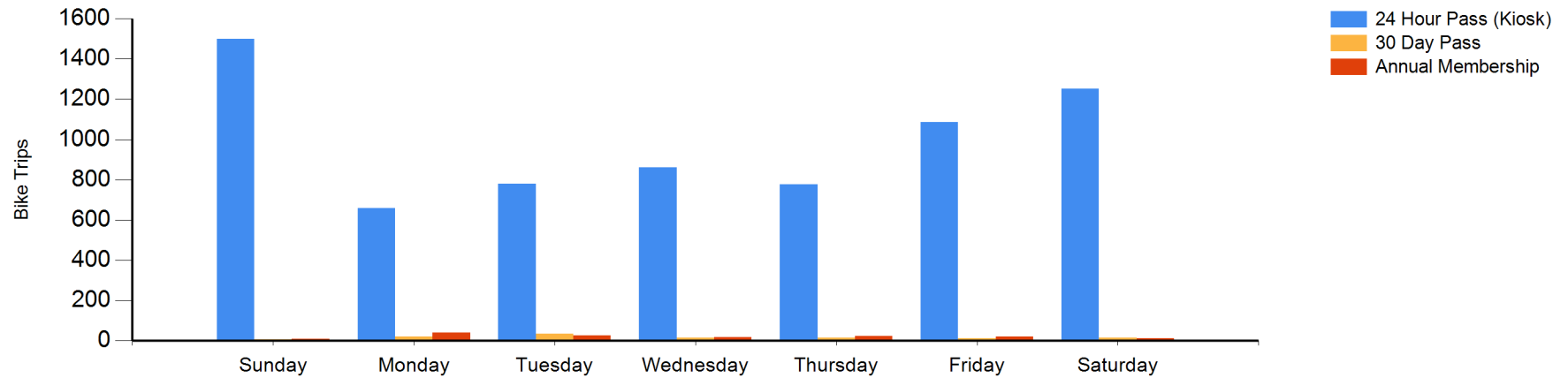
### Trip Volume by Duration



## Member Trip Activity Summary

El Paso B-cycle  
2016-06-01 - 2016-08-31

### Trip Volume by Day of Week



### Trip Volume by Hour of Day

