

SCOTT McLAUGHLIN
CHAIR

JOE D. WARDY
VICE CHAIR

LES PARKER
TREASURER

SUSAN A. MELENDEZ
SECRETARY



DORI FENENBOCK
ALTERNATE SECRETARY

JOHN KARLSRUHER
MEMBER

YOLANDA GINER
MEMBER

RAYMOND L. TELLES
EXECUTIVE DIRECTOR

TO: CRRMA Board of Directors
FROM: Raymond L. Telles, Executive Director
DATE: April 8, 2015
RE: César Chávez Express Toll Lanes
Performance Report – 2nd Quarter of FY15

Board Members,

This performance report for the César Chávez Express Toll Lanes includes transaction and revenue data for the period from the opening date (January 10, 2014) through the end of the CRRMA's 2nd quarter of fiscal year 2015 (period ending February 28, 2015).

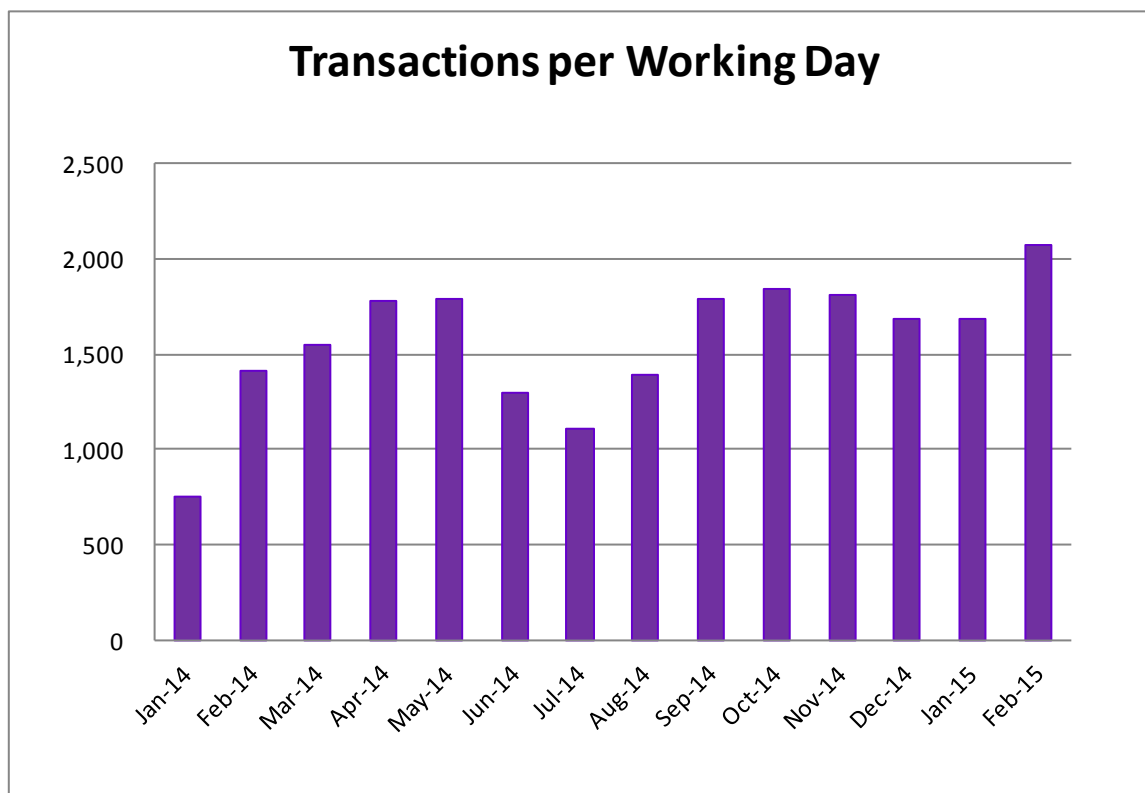
On the following page, you will find a table that summarizes the performance metrics found graphically on the subsequent pages, which you will recognize from prior reports. This quarterly report also includes on the following page the recently added metric that identifies the total number of transactions per day.

As with all prior reports, this data should merely be considered a snapshot in time for a new facility still in its ramp up period. I will be working with the general engineering consultant on the development of revisions to this report format for the next quarterly report, as we have now completed a year of operations. Please also feel free to share with me any suggested revisions to content or format that you would like to see incorporated into future reports.

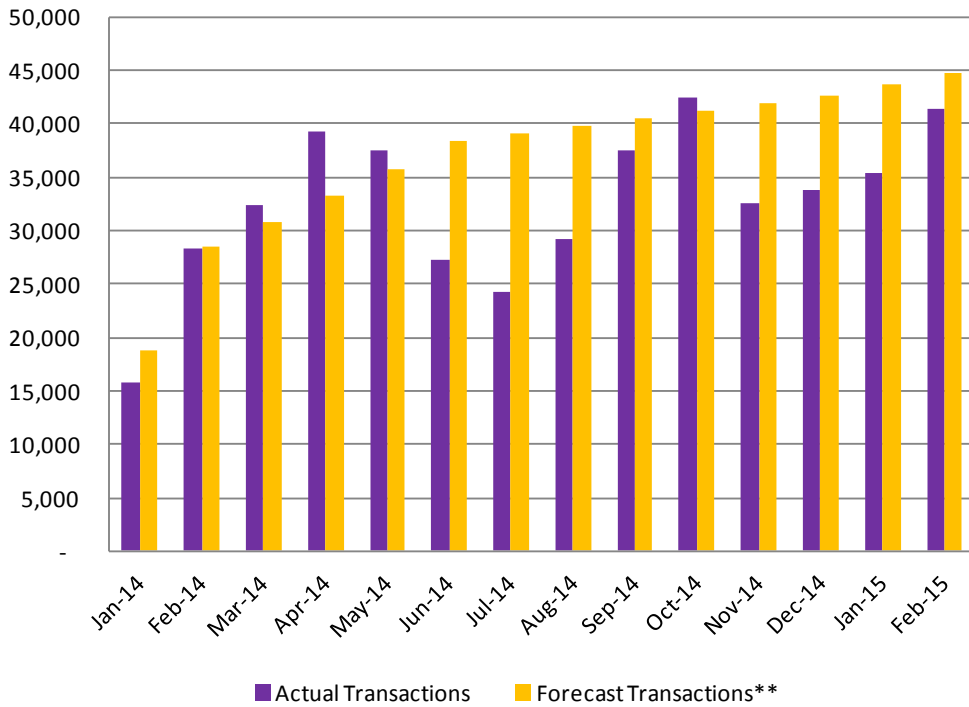
As in the past, a representative of the CRRMA's general engineering consultant will present this information in greater detail during the Board meeting and will be available for questions. Please also let me know of any questions that you may have.

Month	Tags Issued	Accounts Created	AVI		PBM		Total Expected Revenues	Transactions per Working Day
			Transactions	Expected Revenue	Transactions	Expected Revenue		
January*	471	294	2,845	\$ 1,274.23	12,878	\$ 7,893.88	\$ 9,168.11	749
February	117	89	6,329	\$ 2,832.89	21,926	\$ 13,451.33	\$ 16,284.22	1,413
March	94	73	7,459	\$ 3,342.54	25,001	\$ 15,361.27	\$ 18,703.80	1,546
April	172	125	9,920	\$ 4,451.24	29,351	\$ 17,966.94	\$ 22,418.18	1,785
May	124	103	10,841	\$ 4,859.81	26,696	\$ 16,348.55	\$ 21,208.36	1,787
June	76	63	9,335	\$ 4,203.54	17,961	\$ 11,033.00	\$ 15,236.54	1,300
July	298	71	9,486	\$ 4,254.62	14,852	\$ 9,111.68	\$ 13,366.30	1,106
August	140	90	10,516	\$ 4,717.25	18,686	\$ 11,468.08	\$ 16,185.33	1,391
September	84	70	12,876	\$ 5,770.41	24,672	\$ 15,123.50	\$ 20,893.92	1,788
October	100	78	13,788	\$ 6,278.75	28,726	\$ 17,569.21	\$ 23,847.96	1,848
November	89	68	11,587	\$ 5,200.07	21,043	\$ 12,894.76	\$ 18,094.84	1,813
December	76	59	11,725	\$ 5,260.56	22,073	\$ 13,530.27	\$ 18,790.83	1,690
January	56	47	13,273	\$ 5,950.79	22,107	\$ 13,569.50	\$ 19,520.29	1,685
February	81	67	14,682	\$ 6,582.51	26,711	\$ 21,418.35	\$ 28,000.86	2,070
TOTALS	1,978	1,297	144,662	\$ 64,979.21	312,683	\$ 196,740.33	\$ 261,719.54	1,569

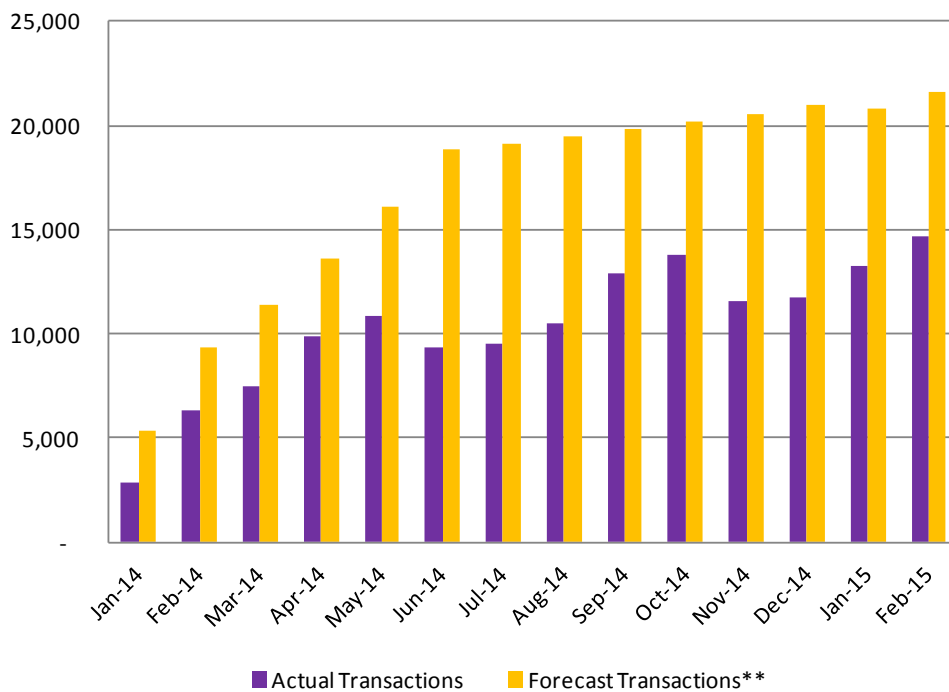
*NOTES: (1) The César Chávez Express Toll Lanes opened on January 10, 2014. (2) Figures provided in the January "Tags Issued" and "Accounts Created" rows include December 2013 activity. (3) The yellow box in the Transactions per Working Day column denotes the average and not a total.



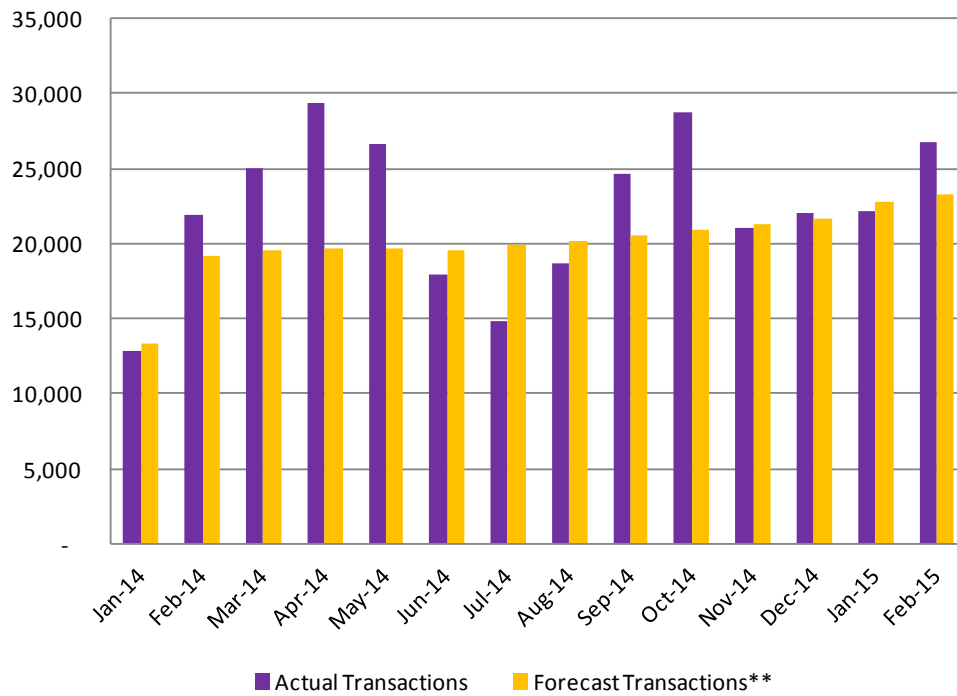
Total Transactions



AVI Transactions



PBM Transactions



AVI Penetration

