

SUSAN A. MELENDEZ
CHAIR

JOE D. WARDY
VICE CHAIR

LES PARKER
TREASURER

VACANT
SECRETARY



YOLANDA GINER
MEMBER

DAVID C. NEMIR
MEMBER

JOE FERNANDEZ
MEMBER

RAYMOND L. TELLES
EXECUTIVE DIRECTOR

TO: CRRMA Board of Directors
FROM: Raymond L. Telles, Executive Director
DATE: April 13, 2016
RE: El Paso Bike Share Program
SunCycle Performance Report – 2nd Quarter of FY16

Board Members,

Attached is the second performance report for the CRRMA's El Paso Bike Share Program – known locally as SunCycle. The report consists of this summary sheet, a system report for Q2 and a system report from opening through Q2 (September 15, 2015 – February 29, 2016). The main highlights of these reports include the following data, to which I have included March for your information:

Fiscal Year 2016	Q1	Q2	TOTALS	March, 2016
Rides Taken	1,543	853	2,396	513
Total Rides (Minutes)	59,244	40,723	99,967	24,753
Total Rides (Miles)	6,688	4,320	11,008	2,724
Average Ride (Minutes)	38.40	47.74	41.72	48.25
Average Ride (Miles)	4.33	5.06	4.59	5.31
Carbon Offset (Pounds)	6,315	4,082	10,397	2,576
Calories Burned	265,896	171,906	437,802	108,486

Additional program activity information of note:

- Cleveland Square Station – most check outs (formerly Pioneer Plaza)
- Top 50 Routes
 - Top 5 are roundtrips
 - Cleveland, Pioneer, Anthony, Oregon, UTEP Library
- Saturday and Sunday remain the most active days
- Phase 2 Expansion is being developed, with supporting agencies (from the MPO, City and UTEP) in various stages of approval

SUSAN A. MELENDEZ
CHAIR

JOE D. WARDY
VICE CHAIR

LES PARKER
TREASURER

VACANT
SECRETARY



YOLANDA GINER
MEMBER

DAVID C. NEMIR
MEMBER

JOE FERNANDEZ
MEMBER

RAYMOND L. TELLES
EXECUTIVE DIRECTOR

As also requested by the Board during the last performance report, additional financial details will be provided in this and future reports:

Period	Expenses	Revenues	O&M Funds Remaining
Startup	\$387,674.32	-	\$332,325.68
Q1	\$16,367.54	\$6,893.41	\$322,851.55
Q2	\$15,080.29	\$3,727.11	\$311,498.37
TOTALS	\$419,122.15	\$10,620.52	-

NOTES:

- 1) Original project budget was \$720,000.00
- 2) Startup Expenses included purchase and build-out of the bikes and stations, as well as the kickoff event.

Please review this attached material and let me know if you have any questions. A representative from the CRRMA's bike share operator team will be present during the agenda item to answer any operational questions that you may have. Lastly, please also let me know of any changes to format or content that you would like to see in future reports.

Member Trip Activity Summary

El Paso B-cycle
2015-12-01 - 2016-02-29

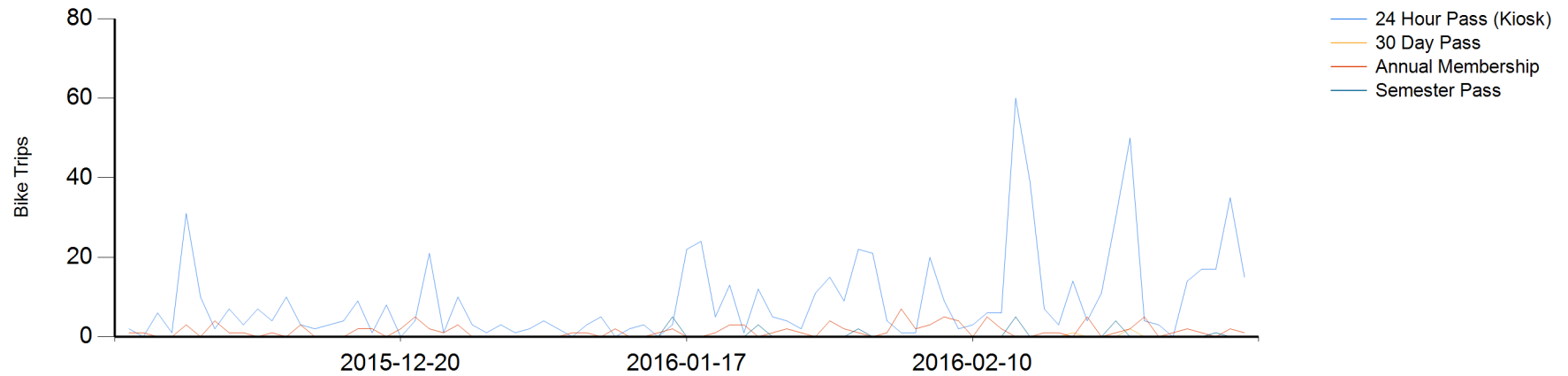
Has RFID	Membership Type	Checkout Date	Bike Trips	User Count	Bikes Used
No	24 Hour Pass (Kiosk)		722	319	70
	30 Day Pass		3	1	3
	Semester Pass		20	1	8
			745	321	70
Yes	Annual Membership		108	11	47
			108	11	47
Total			853	332	70

Has RFID	Membership Type	GPSTData	Checkout Date	Bike Trips	Total Duration	Avg Duration	Distance (miles)	Est Carbon Offset	Est Calories Burned
No	24 Hour Pass (Kiosk)			722	36,976	51	3,930	3,715	156,480
	30 Day Pass			3	59	20	9	8	354
	Semester Pass			20	502	25	76	72	3,012
				745	37,537	50	4,015	3,795	159,846
Yes	Annual Membership			108	3,186	30	305	287	12,060
				108	3,186	30	305	287	12,060
Total				853	40,723	48	4,320	4,082	171,906

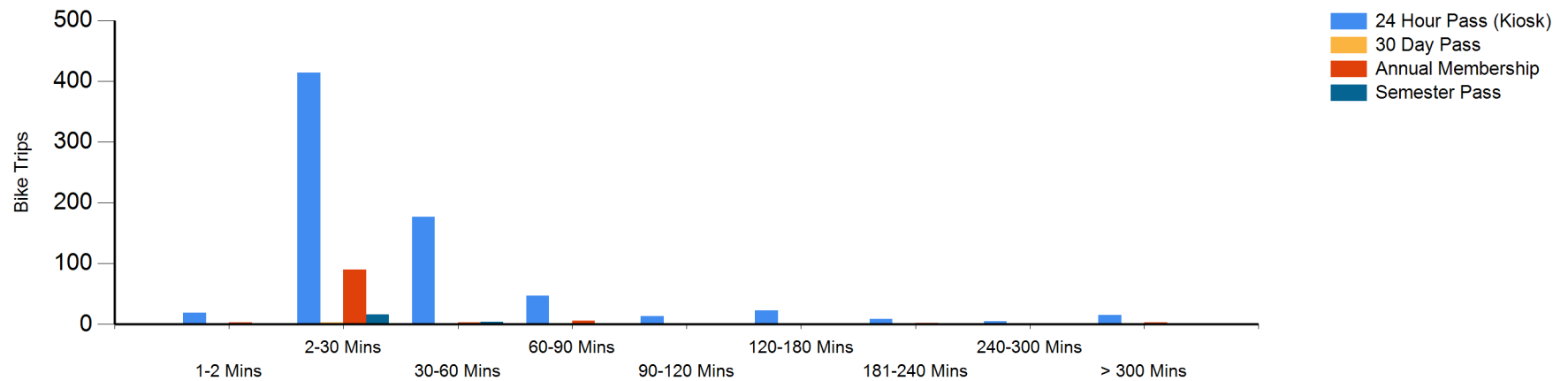
Member Trip Activity Summary

El Paso B-cycle
2015-12-01 - 2016-02-29

Trip Volume by Membership Type



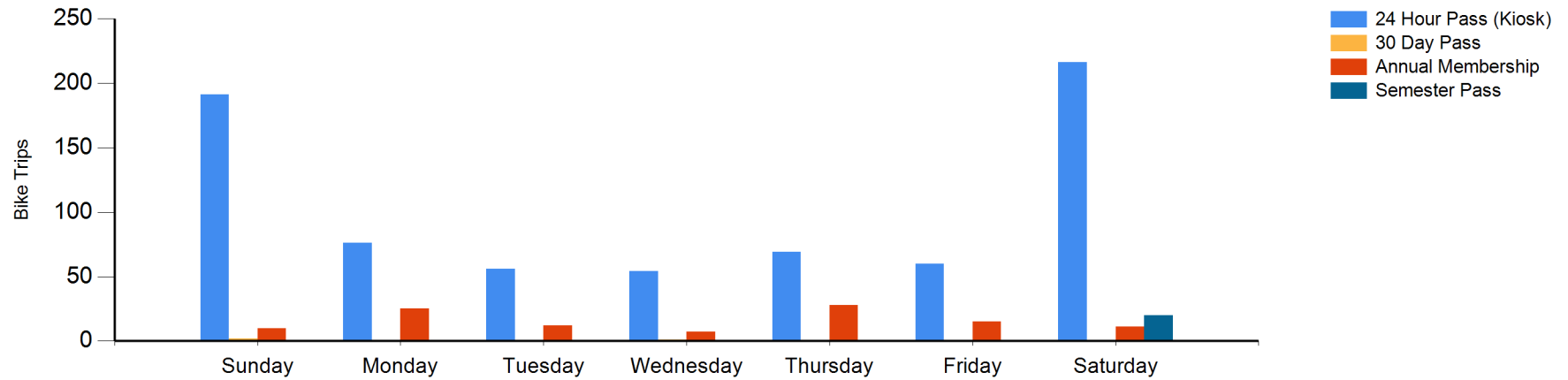
Trip Volume by Duration



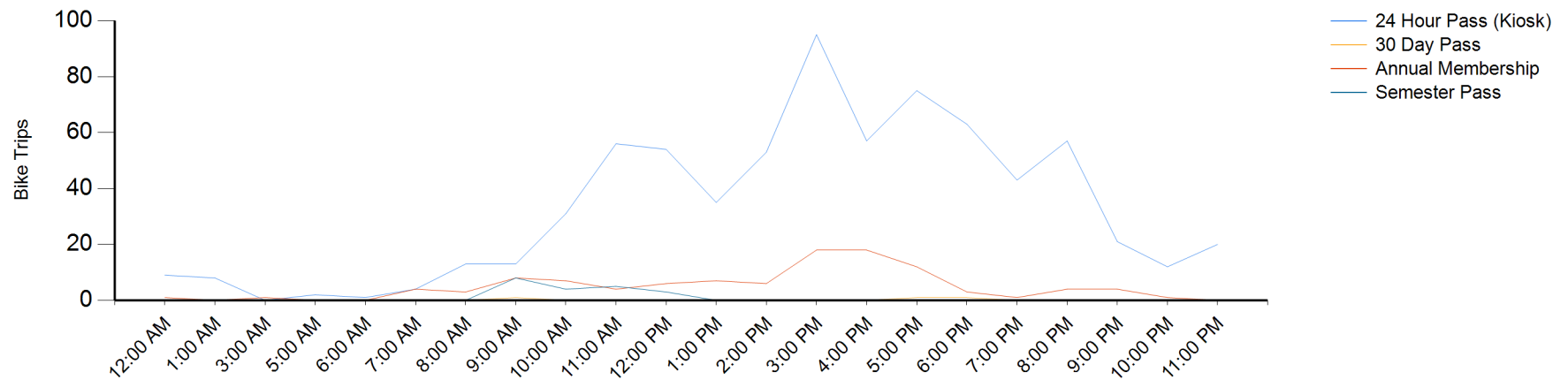
Member Trip Activity Summary

El Paso B-cycle
2015-12-01 - 2016-02-29

Trip Volume by Day of Week



Trip Volume by Hour of Day



Member Trip Activity Summary

El Paso B-cycle
2015-09-13 - 2016-02-29

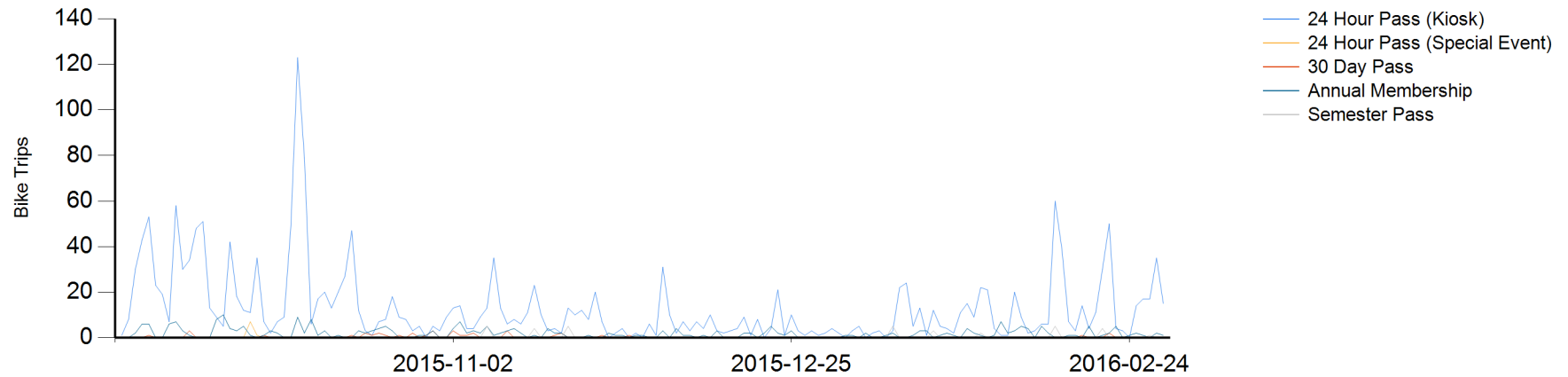
Has RFID	Membership Type	Checkout Date	Bike Trips	User Count	Bikes Used
No	24 Hour Pass (Kiosk)		2,043	786	78
	24 Hour Pass (Special Event)		8	7	6
	30 Day Pass		37	9	23
	Semester Pass		34	1	12
			2,122	803	78
Yes	Annual Membership		274	14	71
			274	14	71
Total			2,396	816	78

Has RFID	Membership Type	GPSTData	Checkout Date	Bike Trips	Total Duration	Avg Duration	Distance (miles)	Est Carbon Offset	Est Calories Burned
No	24 Hour Pass (Kiosk)			2,043	91,949	45	10,132	9,575	403,206
	24 Hour Pass (Special Event)			8	425	53	33	31	1,302
	30 Day Pass			37	760	21	95	89	3,762
	Semester Pass			34	816	24	123	116	4,896
				2,122	93,950	44	10,383	9,811	413,166
Yes	Annual Membership			274	6,017	22	624	585	24,636
				274	6,017	22	624	585	24,636
Total				2,396	99,967	42	11,007	10,396	437,802

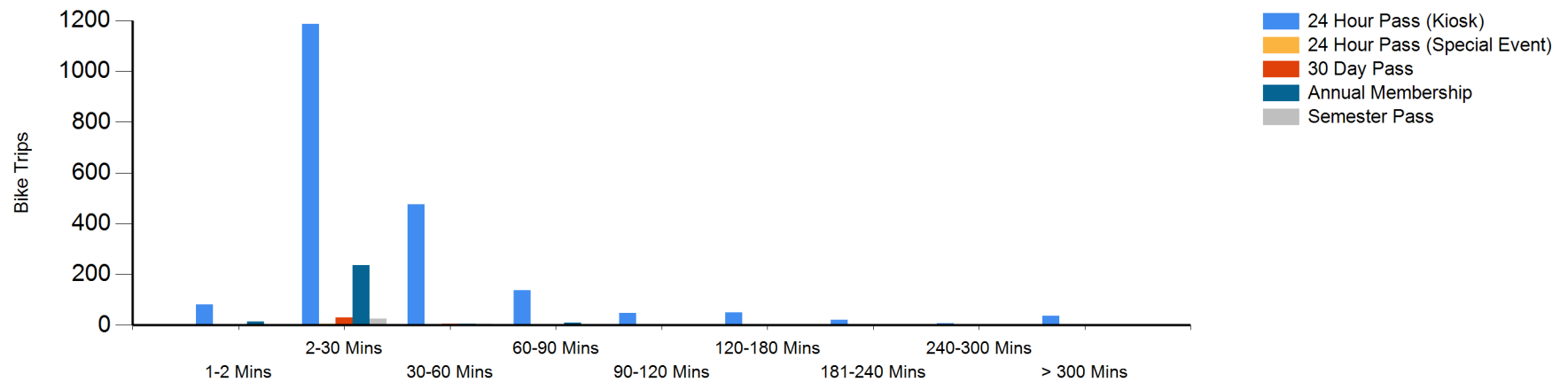
Member Trip Activity Summary

El Paso B-cycle
2015-09-13 - 2016-02-29

Trip Volume by Membership Type



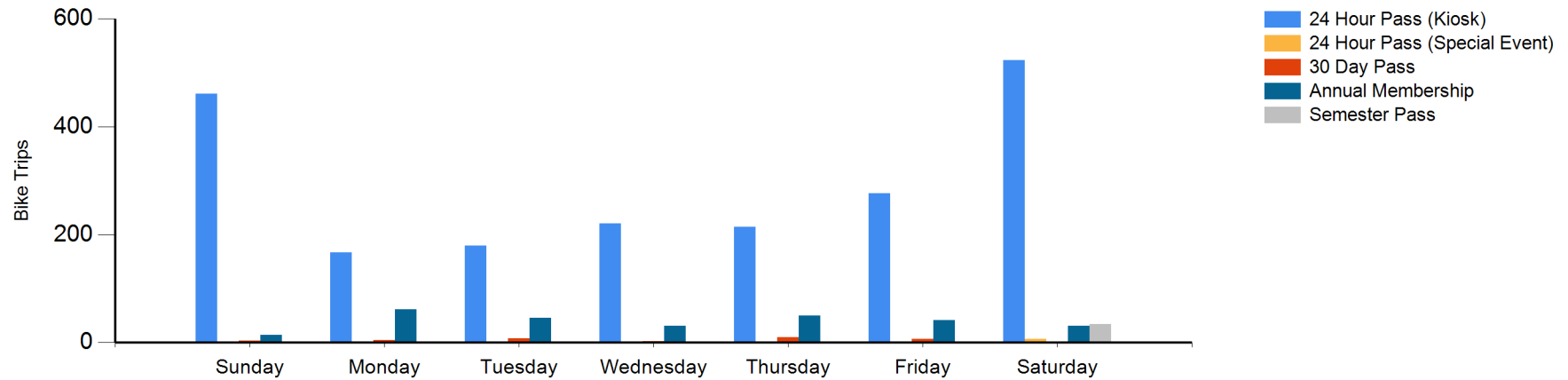
Trip Volume by Duration



Member Trip Activity Summary

El Paso B-cycle
2015-09-13 - 2016-02-29

Trip Volume by Day of Week



Trip Volume by Hour of Day

