

SUSAN A. MELENDEZ  
CHAIR

JOE D. WARDY  
VICE CHAIR

LES PARKER  
TREASURER

JOE R. FERNANDEZ  
SECRETARY



DAVID C. NEMIR  
MEMBER

YOLANDA GINER  
MEMBER

VACANT  
MEMBER

RAYMOND L. TELLES  
EXECUTIVE DIRECTOR

---

**TO:** CRRMA Board of Directors  
**FROM:** Raymond L. Telles, Executive Director  
**DATE:** July 13, 2016  
**RE:** El Paso Bike Share Program  
SunCycle Performance Report – 3rd Quarter of FY16

---

Board Members,

Attached is the third performance report for the CRRMA's El Paso Bike Share Program – known locally as SunCycle. The report consists of this summary sheet, a system report for Q3 and a system report from opening through Q3 (September 15, 2015 – May 31, 2016). The main highlights of these reports include the following data:

Fiscal Year 2016	Q1	Q2	Q3	TOTALS
Rides Taken	1,543	853	2,488	4,884
Total Rides (Minutes)	59,244	40,723	115,124	215,091
Total Rides (Miles)	6,688	4,320	13,813	24,821
Average Ride (Minutes)	38.40	47.74	46.27	44.04
Average Ride (Miles)	4.33	5.06	5.55	5.08
Carbon Offset (Pounds)	6,315	4,082	13,063	23,460
Calories Burned	265,896	171,906	550,110	987,912

Additional program activity information of note:

- Pioneer Plaza regained position as the station with the most checkouts (over Cleveland Square Station)
- Saturday and Sunday remain the most active days
- Phase 2 Expansion is underway, with bikes being built and stations scheduled for installation the week of July 18

**SUSAN A. MELENDEZ**  
CHAIR

**JOE D. WARDY**  
VICE CHAIR

**LES PARKER**  
TREASURER

**JOE R. FERNANDEZ**  
SECRETARY



**DAVID C. NEMIR**  
MEMBER

**YOLANDA GINER**  
MEMBER

**VACANT**  
MEMBER

**RAYMOND L. TELLES**  
EXECUTIVE DIRECTOR

As also requested by the Board, additional financial details are being provided in this and future quarterly reports:

Period	Expenses	Revenues	O&M Funds Remaining
Startup	\$387,674.32	-	\$332,325.68
Q1	\$16,367.54	\$6,893.41	\$322,851.55
Q2	\$15,080.29	\$3,727.11	\$311,498.37
Q3	\$15,132.69	\$12,235.25	\$308,600.93
TOTALS	\$434,254.84	\$22,855.77	-

**NOTES:**

- 1) Original project budget was \$720,000.00
- 2) Startup Expenses included purchase and build-out of the bikes and stations, as well as the kickoff event.

Please review this attached material and let me know if you have any questions. A representative from the CRRMA's bike share operator team will be present during the agenda item to answer any operational questions that you may have. Lastly, please also let me know of any changes to format or content that you would like to see in future reports.

## Member Trip Activity Summary

El Paso B-cycle  
2016-03-01 - 2016-05-31

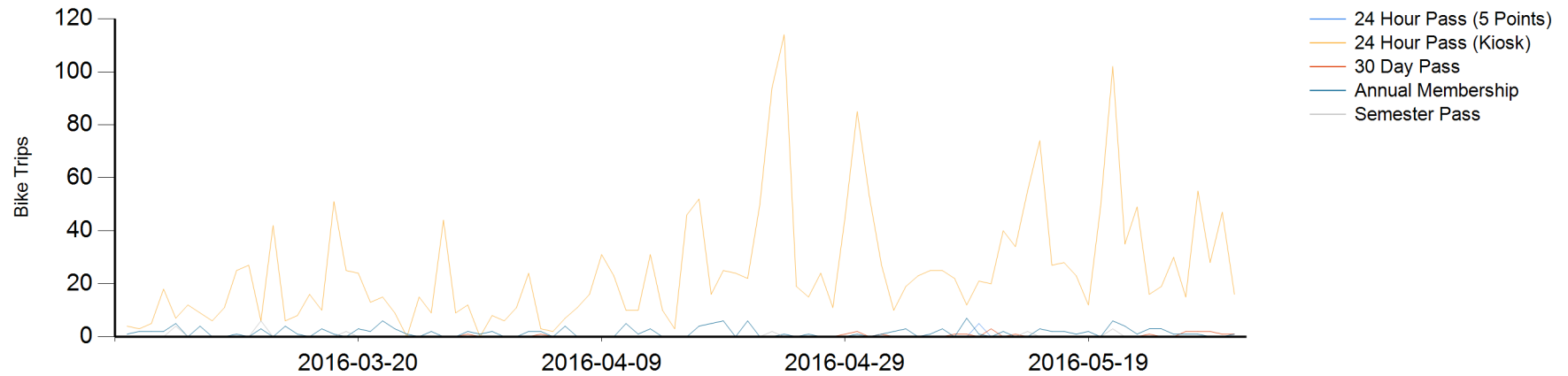
Has RFID	Membership Type	Checkout Date	Bike Trips	User Count	Bikes Used
No	24 Hour Pass (5 Points)		5	2	2
	24 Hour Pass (Kiosk)		2,300	949	74
	30 Day Pass		21	4	16
	Semester Pass		19	1	9
			2,345	956	74
Yes	Annual Membership		143	19	50
			143	19	50
Total			2,488	975	75

Has RFID	Membership Type	GPSTData	Checkout Date	Bike Trips	Total Duration	Avg Duration	Distance (miles)	Est Carbon Offset	Est Calories Burned
No	24 Hour Pass (5 Points)			5	91	18	14	13	546
	24 Hour Pass (Kiosk)			2,300	110,654	48	13,164	12,451	524,352
	30 Day Pass			21	1,130	54	150	142	5,958
	Semester Pass			19	402	21	61	57	2,412
				2,345	112,277	48	13,388	12,663	533,268
Yes	Annual Membership			143	2,847	20	425	401	16,842
				143	2,847	20	425	401	16,842
Total				2,488	115,124	46	13,813	13,063	550,110

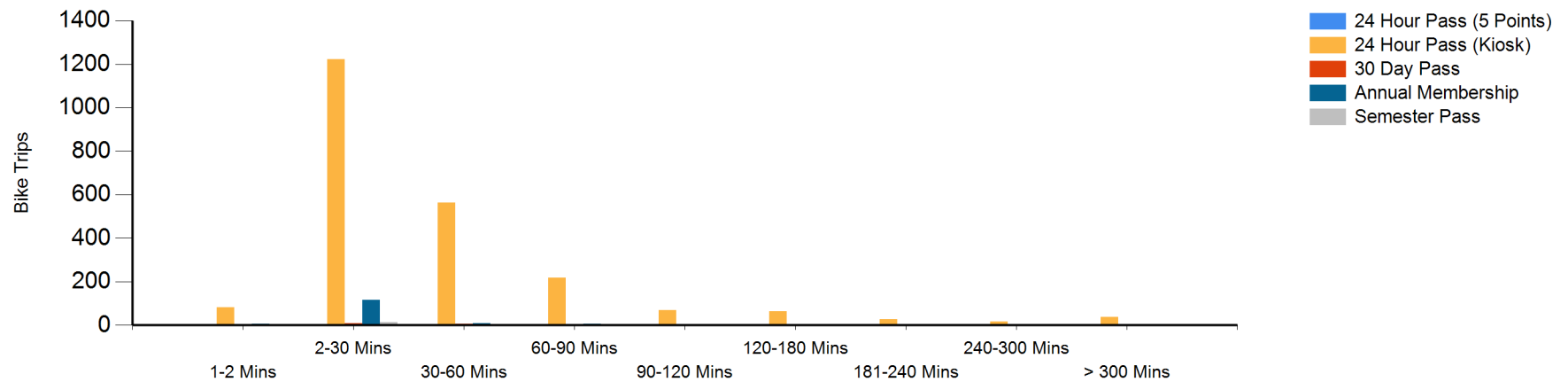
# Member Trip Activity Summary

El Paso B-cycle  
2016-03-01 - 2016-05-31

### Trip Volume by Membership Type



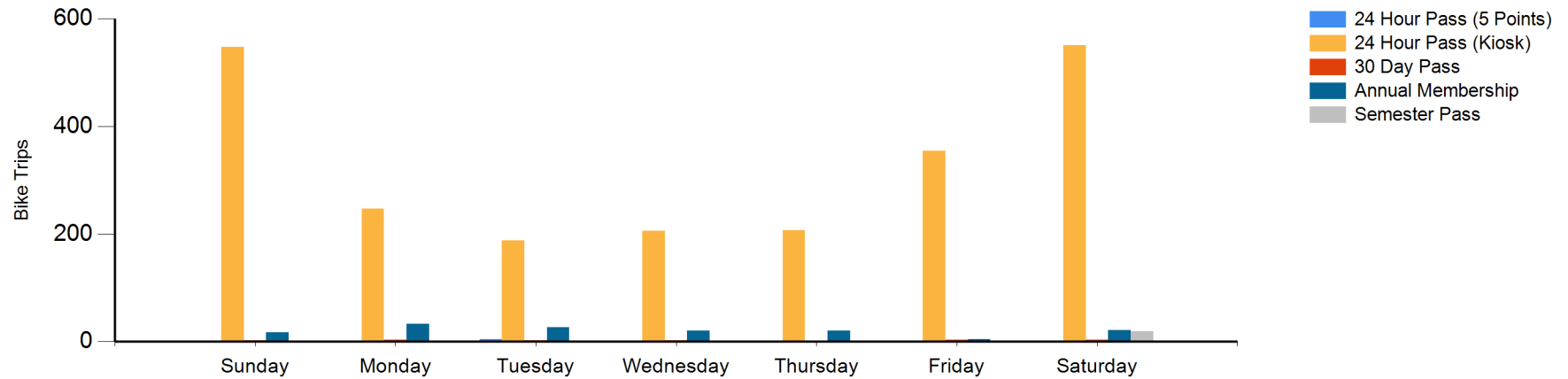
### Trip Volume by Duration



# Member Trip Activity Summary

El Paso B-cycle  
2016-03-01 - 2016-05-31

### Trip Volume by Day of Week



### Trip Volume by Hour of Day

